

Signify Classified - Internal
Cooper Lighting Solutions Photometric Lab
1121 Highway 74 South
Peachtree City, GA 30269



Scaled data based on original data using
LM-79-08 Approved Method: Electrical and Photometric Measurements of Solid-
State Lighting Products

Test Report Prepared for
Cooper Lighting Solutions
(formerly Eaton)

Brand: INVUE

Report Number: P870925

Luminaire Tested: **EMM2-HTN-SA2B-840-U-T5R**

Issue Date: 09/05/2024



Test Information

Test Method: LM-79-08
Report Number: P870925
Test Lab: INNOVATION CENTER(G3)
Issue Date: 09/05/2024
Manufacturer: COOPER LIGHTING SOLUTIONS (FORMERLY EATON)
Product Line: INVUE
Catalog Number: EMM2-HTN-SA2B-840-U-T5R
Description: EPIC MODERN TALL HOUSING DISCRETE LED ARRAYS 100W 80CRI 4000K
FIXTURE w/ TYPE V ROUND DISTRIBUTION OPTIC
Light Source: (20) 4000K CCT, 80 CRI LEDS
Ballast/Driver: ELECTRONIC DRIVER

Summary

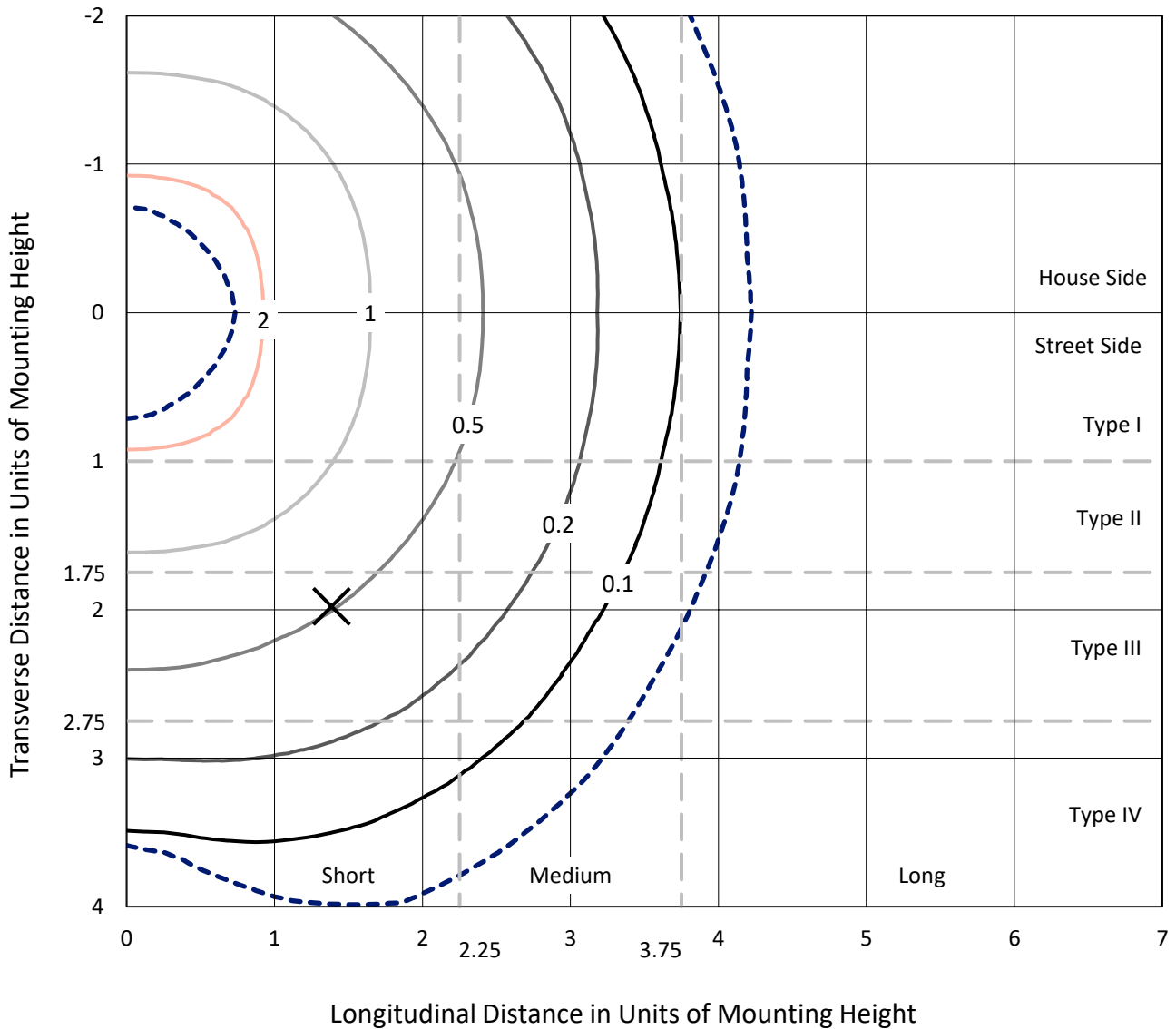
Lumens per Lamp: N/A
Luminaire Lumens: 12487.7 lumens
Efficiency: N/A
Efficacy: 138.8 lumens/watt
Luminous Opening: Rectangular (W 0.67' x L: 0.33' x H: 0')
IES Classification: Type V - Short
BUG Rating: B4 - U0 - G2

Input Watts (W): 90
Input Voltage (V): 120
Input Current (A_{in}): NR
Voltage Rise (V): NR
Power Factor: 0.99
Total Harmonic Distortion (THDi): 6.20%
Frequency (hertz): 60
Stabilization Time: NR
Operation Time: NR
Ambient Temperature (°C): NR
Test Distance: 24 FT

REPORT NUMBER: P870925
 CATALOG NUMBER: EMM2-HTN-SA2B-840-U-T5R

Iso-Footcandle Lines of Horizontal Illumination

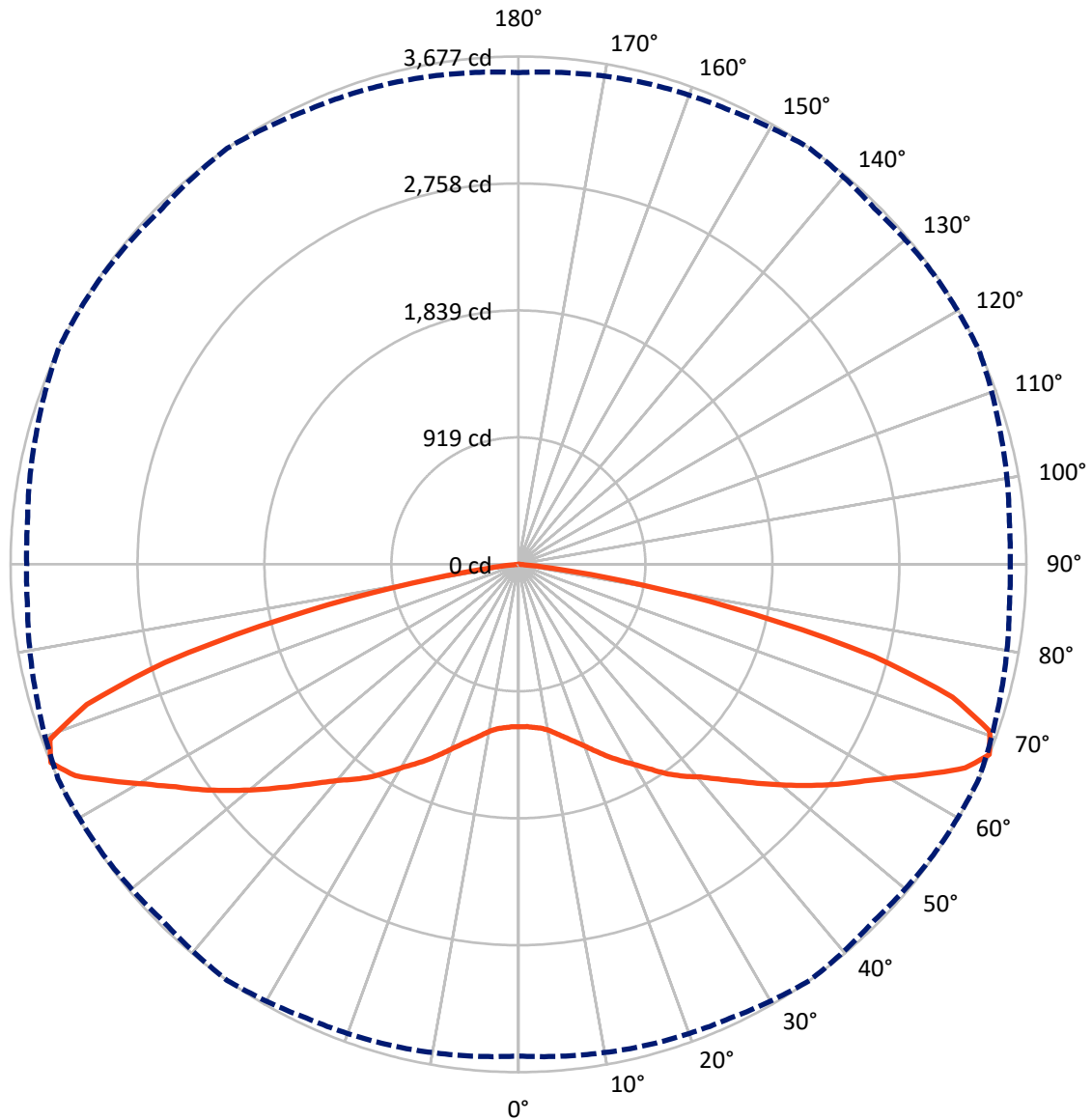
× Max cd
 - - - 1/2 Max cd



Based on 20 foot mounting height. Maximum calculated value = 3 fc
 Type V - Short - N/A

REPORT NUMBER: P870925
CATALOG NUMBER: EMM2-HTN-SA2B-840-U-T5R

Luminous Intensity Polar Plot



— Vertical Plane Through 35-Deg Lateral - - - Horizontal Cone Through 67.5-Deg Vertical

REPORT NUMBER: P870925
 CATALOG NUMBER: EMM2-HTN-SA2B-840-U-T5R

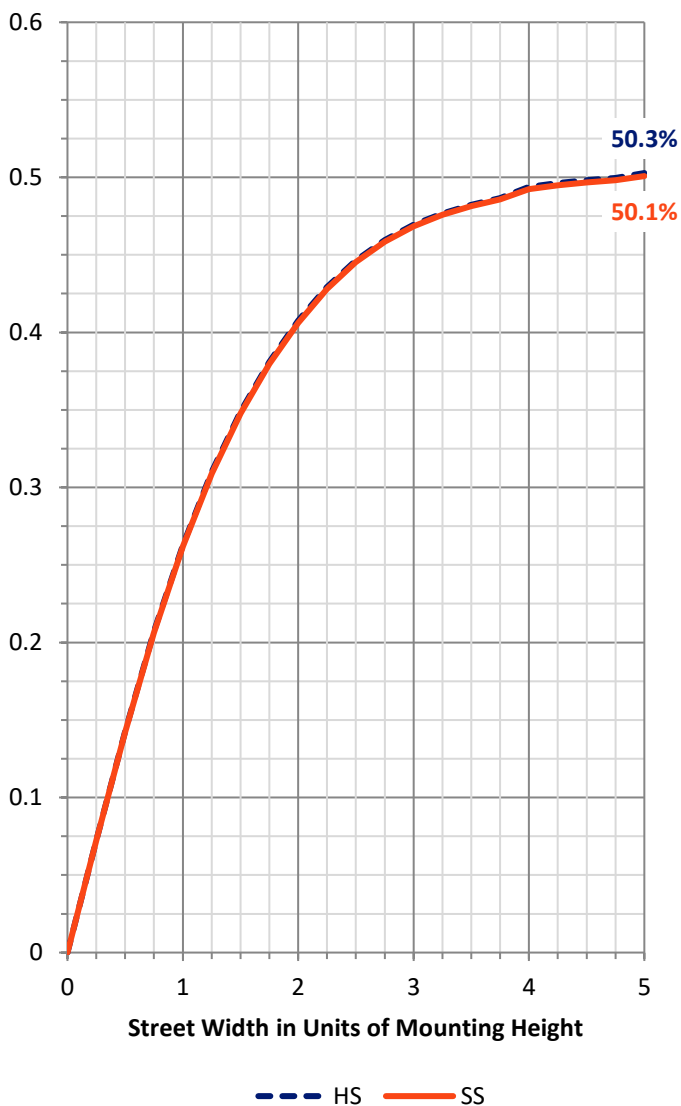
FLUX DISTRIBUTION:

		Downward	Upward	Total
House Side	Lumens	6243.9	0.0	6243.9
	% Fixture	50.0	0.0	50.0
Street Side	Lumens	6243.9	0.0	6243.9
	% Fixture	50.0	0.0	50.0
Total	Lumens	12487.7	0.0	12487.7
	% Fixture	100.0	0.0	100.0

Coefficient of Utilization

ZONAL LUMENS:

Zone	Lumens	% Fixture
0°-10°	114.4	0.9
10°-20°	374.9	3.0
20°-30°	716.5	5.7
30°-40°	1157.9	9.3
40°-50°	1694.8	13.6
50°-60°	2430.3	19.5
60°-70°	3406.2	27.3
70°-80°	2403.5	19.2
80°-90°	189.2	1.5
90°-100°	0.0	0.0
100°-110°	0.0	0.0
110°-120°	0.0	0.0
120°-130°	0.0	0.0
130°-140°	0.0	0.0
140°-150°	0.0	0.0
150°-160°	0.0	0.0
160°-170°	0.0	0.0
170°-180°	0.0	0.0
0°-90°	12487.7	100.0
0°-180°	12487.7	100.0



REPORT NUMBER: P870925

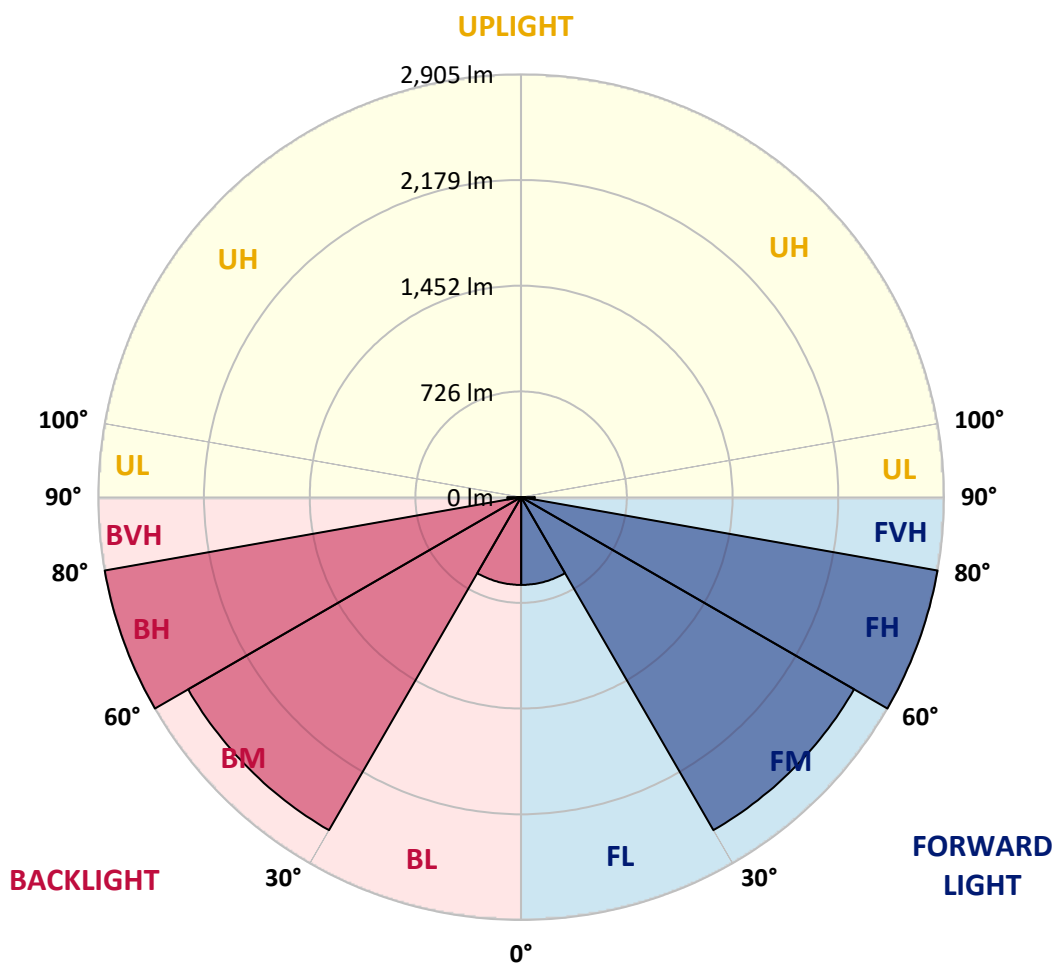
CATALOG NUMBER: EMM2-HTN-SA2B-840-U-T5R

LUMINAIRE CLASSIFICATION SYSTEM LUMEN TABLE AND BUG RATING:

Zone		Lumens	% Fixture	Zone Rating/Lumen Limit		
				B	U	G
FL	(0°-30°)	602.9	4.8			
FM	(30°-60°)	2641.5	21.2			
FH	(60°-80°)	2904.8	23.3			G2/5000
FVH	(80°-90°)	94.6	0.8			G1/100
BL	(0°-30°)	602.9	4.8	B2/1000		
BM	(30°-60°)	2641.5	21.2	B3/5000		
BH	(60°-80°)	2904.8	23.3	B4/5000		G2/5000
BVH	(80°-90°)	94.6	0.8			G1/100
UL	(90°-100°)	0.0	0.0		U0/0	
UH	(100°-180°)	0.0	0.0		U0/0	

BUG Rating: B4-U0-G2

Type V Short





REPORT NUMBER: P870925

CATALOG NUMBER: EMM2-HTN-SA2B-840-U-T5R

CANDELA DISTRIBUTION (FULL):

	0°	5°	15°	25°	35°	45°	55°	65°	75°	85°	90°
0°	1176.3	1176.3	1176.3	1176.3	1176.3	1176.3	1176.3	1176.3	1176.3	1176.3	1176.3
2.5°	1183.6	1181.2	1178.7	1178.7	1176.3	1178.7	1176.3	1178.7	1176.3	1176.3	1176.3
5°	1190.9	1188.5	1188.5	1188.5	1186.0	1186.0	1186.0	1186.0	1183.6	1181.2	1183.6
7.5°	1198.2	1198.2	1195.8	1200.6	1198.2	1200.6	1200.6	1203.0	1198.2	1195.8	1198.2
10°	1217.6	1217.6	1217.6	1222.5	1222.5	1229.8	1229.8	1232.2	1229.8	1224.9	1224.9
12.5°	1258.9	1256.5	1256.5	1256.5	1261.4	1266.2	1271.1	1271.1	1268.7	1261.4	1261.4
15°	1305.1	1310.0	1305.1	1302.7	1305.1	1310.0	1314.8	1314.8	1312.4	1310.0	1310.0
17.5°	1361.0	1363.5	1358.6	1353.7	1353.7	1361.0	1363.5	1363.5	1361.0	1356.2	1356.2
20°	1409.6	1412.1	1412.1	1409.6	1412.1	1416.9	1419.4	1421.8	1414.5	1407.2	1407.2
22.5°	1450.9	1453.4	1458.2	1468.0	1477.7	1482.5	1480.1	1480.1	1468.0	1460.7	1458.2
25°	1502.0	1509.3	1519.0	1531.2	1548.2	1560.3	1555.5	1545.7	1536.0	1521.4	1519.0
27.5°	1601.6	1601.6	1591.9	1596.8	1616.2	1628.4	1623.5	1616.2	1596.8	1587.0	1584.6
30°	1679.4	1679.4	1679.4	1674.5	1686.7	1701.3	1696.4	1684.3	1674.5	1669.7	1669.7
32.5°	1754.7	1749.9	1757.2	1766.9	1771.8	1776.6	1776.6	1766.9	1749.9	1742.6	1742.6
35°	1825.2	1830.1	1837.4	1852.0	1864.1	1856.8	1844.7	1837.4	1820.4	1805.8	1805.8
37.5°	1893.3	1898.1	1905.4	1927.3	1946.7	1944.3	1929.7	1910.3	1888.4	1876.3	1869.0
40°	1941.9	1944.3	1963.8	1997.8	2024.5	2034.2	2022.1	1995.4	1961.3	1937.0	1939.5
42.5°	2000.2	2005.1	2036.7	2085.3	2124.2	2138.7	2121.7	2085.3	2036.7	2005.1	2005.1
45°	2085.3	2087.7	2129.0	2189.8	2240.8	2265.1	2240.8	2189.8	2126.6	2095.0	2092.6
47.5°	2170.3	2177.6	2223.8	2296.7	2372.1	2401.2	2374.5	2308.9	2233.5	2194.6	2189.8
50°	2267.6	2272.4	2328.3	2428.0	2513.0	2551.9	2517.9	2435.3	2352.6	2304.0	2306.4
52.5°	2362.3	2376.9	2452.3	2556.8	2658.9	2702.6	2654.0	2564.1	2476.6	2430.4	2428.0
55°	2503.3	2520.3	2585.9	2702.6	2809.5	2858.1	2812.0	2712.3	2617.5	2566.5	2556.8
57.5°	2680.7	2690.4	2748.8	2867.9	2957.8	3004.0	2977.2	2884.9	2795.0	2731.8	2719.6
60°	2882.5	2892.2	2938.3	3059.9	3132.8	3166.8	3157.1	3103.6	3042.9	3013.7	3006.4
62.5°	3169.2	3171.7	3196.0	3266.5	3339.4	3353.9	3329.6	3317.5	3336.9	3305.3	3312.6
65°	3497.3	3497.3	3490.1	3499.8	3555.7	3538.7	3521.6	3575.1	3565.4	3511.9	3502.2
67.5°	3560.5	3575.1	3604.3	3626.2	3677.2	3645.6	3667.5	3677.2	3616.4	3567.8	3560.5
70°	3186.3	3203.3	3366.1	3465.7	3621.3	3650.5	3580.0	3543.5	3475.5	3385.5	3361.2
72.5°	2172.8	2257.8	2726.9	3047.7	3285.9	3322.4	3283.5	3237.3	3101.2	3030.7	2982.1
75°	1735.3	1781.5	2199.5	2515.5	2656.4	2654.0	2498.4	2447.4	2340.5	2330.8	2340.5
77.5°	1059.7	1069.4	1480.1	1728.0	1745.0	1735.3	1672.1	1633.2	1647.8	1574.9	1587.0
80°	323.2	352.4	559.0	843.3	906.5	877.4	865.2	879.8	894.4	916.3	950.3
82.5°	65.6	82.6	111.8	243.0	277.1	274.6	272.2	301.4	328.1	340.3	413.2
85°	7.3	7.3	9.7	19.4	41.3	65.6	68.1	60.8	92.4	89.9	63.2
87.5°	2.4	2.4	2.4	2.4	2.4	4.9	4.9	4.9	4.9	4.9	4.9
90°	0.0	0.0	0.0	0.0	0.0	0.0	0.0	0.0	0.0	0.0	0.0

Cooper Lighting Solutions Photometric Lab
1121 Highway 74 South
Peachtree City, GA 30269



LM-79-2019: Approved Method: Electrical and Photometric Measurements of Solid-
State Lighting Products

Report Prepared for

Cooper Lighting Solutions

Streetworks

Report Number: SP1-2407-157-8

Test Date: 09/05/2024

Luminaire Tested: MEM2-HTN-SA-40-840-U-5WQ

Data in this report applies to families of products including MEM2-HTN-SA-40-840-U-5WQ

Test Information

Test Method: LM-79-2019
 Report Number: SP1-2407-157-8
 Test Lab: COOPER LIGHTING SOLUTIONS
 Photometer: SP1 - 76IN SPHERE
 Measurement Geometry: 4π
 Issue Date: 09/05/2024
 Manufacturer: COOPER LIGHTING SOLUTIONS
 Product Line: Streetworks
 Catalog Number: **MEM2-HTN-SA-40-840-U-5WQ**
 Description: Epic Modern Light Square 40W 5WQ Optic

Spectral Parameters

CCT (K): 3996
 CIE u': 0.2245
 CIE v': 0.5031
 Duv: 0.0012
 CIE x: 0.3815
 CIE y: 0.3799
 CIE z: 0.2386
 Peak Wavelength (nm): 449
 Dominant Wavelength (nm): 578
 Purity: 28.49233
 Rf: 82.6
 Rg: 95.1

CRI (Ra):	80.6		
R1:	78.1	R9:	-5.8
R2:	87.1	R10:	70.3
R3:	94.5	R11:	78.7
R4:	79.7	R12:	60.5
R5:	78.7	R13:	80.2
R6:	82.7	R14:	97.2
R7:	84.3	R15:	70.6
R8:	59.5		



Test Conditions

Stabilization Time: 29M
 Operation Time: 1H 29M
 Sphere Temperature (°C): 24.3

REPORT NUMBER: SP1-2407-157-8

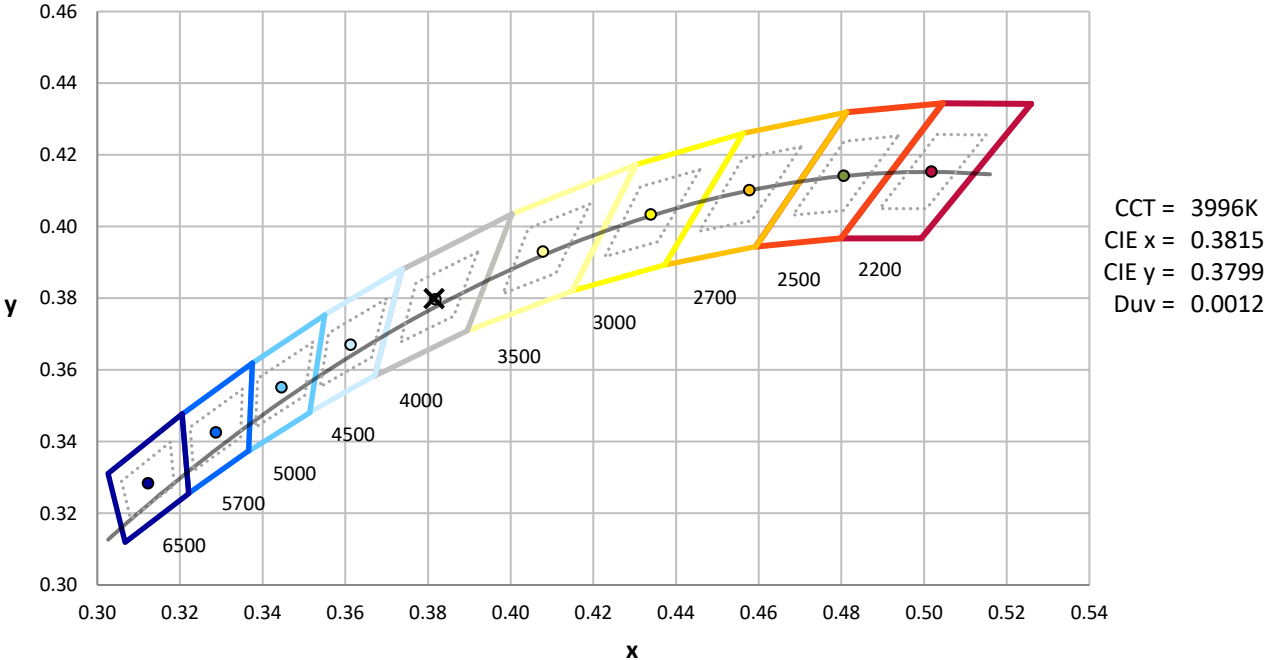
Measurement and Test Equipment			
Instrument	Identification Number	Calibration Date	Calibration Due Date
Photometer	IN0058	6/18/2024	12/18/2024
Power Meter	INXT2011004	2/8/2024	2/8/2025
AC Power Source	IN0063	10/24/2023	10/24/2024
DC Power Source	IN0208	10/24/2023	10/24/2024
Sphere Thermometer	IN0085	10/24/2023	10/24/2024
Room Thermometer	IN0046	10/24/2023	10/24/2024

REPORT NUMBER: SP1-2407-157-8

CIE 1931 Chromaticity Diagram



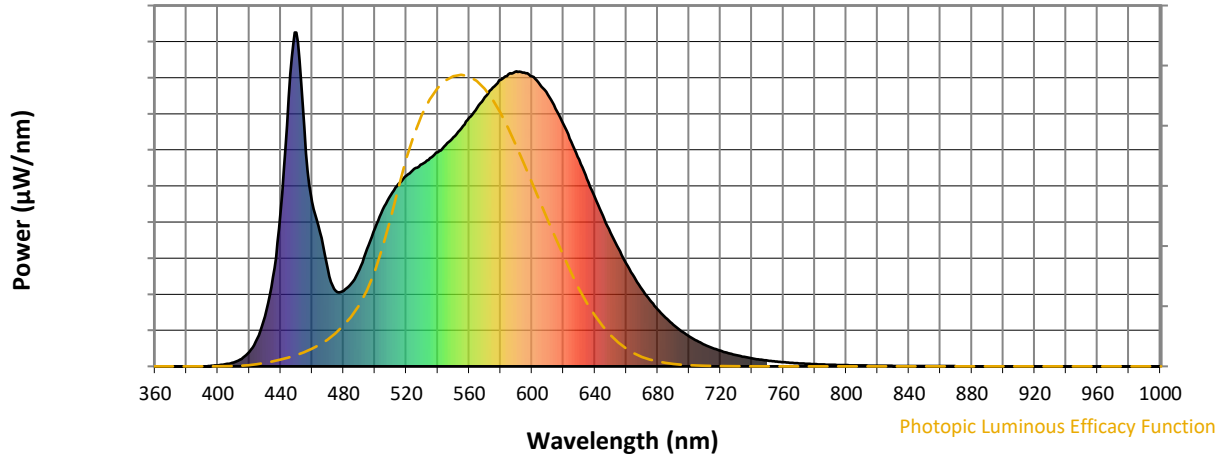
CIE 1931 Chromaticity Diagram with 2017 ANSI 7-Step and 4-Step Quadrangles



Point lies inside the ANSI 4000K 4-step quadrangle

REPORT NUMBER: SP1-2407-157-8

Photopic Flux vs. Wavelength



Photopic Lumens: NR

λ (nm)	Power W [^] /nm	Lumens (φ/nm)	λ (nm)	Power W [^] /nm	Lumens (φ/nm)	λ (nm)	Power W [^] /nm	Lumens (φ/nm)	λ (nm)	Power W [^] /nm	Lumens (φ/nm)	λ (nm)	Power W [^] /nm	Lumens (φ/nm)
360	0	NR	490	289	NR	620	725	NR	750	17	NR	880	0	NR
365	0	NR	495	351	NR	625	673	NR	755	15	NR	885	0	NR
370	0	NR	500	414	NR	630	619	NR	760	13	NR	890	0	NR
375	0	NR	505	470	NR	635	562	NR	765	11	NR	895	0	NR
380	0	NR	510	513	NR	640	506	NR	770	9	NR	900	0	NR
385	0	NR	515	546	NR	645	452	NR	775	8	NR	905	0	NR
390	0	NR	520	571	NR	650	400	NR	780	7	NR	910	0	NR
395	1	NR	525	592	NR	655	352	NR	785	6	NR	915	0	NR
400	3	NR	530	606	NR	660	307	NR	790	5	NR	920	0	NR
405	6	NR	535	624	NR	665	267	NR	795	4	NR	925	0	NR
410	12	NR	540	642	NR	670	231	NR	800	4	NR	930	0	NR
415	22	NR	545	663	NR	675	199	NR	805	3	NR	935	0	NR
420	44	NR	550	686	NR	680	171	NR	810	3	NR	940	0	NR
425	83	NR	555	713	NR	685	146	NR	815	2	NR	945	0	NR
430	150	NR	560	745	NR	690	125	NR	820	2	NR	950	0	NR
435	267	NR	565	774	NR	695	106	NR	825	2	NR	955	0	NR
440	466	NR	570	806	NR	700	90	NR	830	1	NR	960	0	NR
445	804	NR	575	835	NR	705	76	NR	835	1	NR	965	0	NR
450	1000	NR	580	858	NR	710	65	NR	840	1	NR	970	0	NR
455	715	NR	585	875	NR	715	55	NR	845	1	NR	975	0	NR
460	492	NR	590	884	NR	720	47	NR	850	1	NR	980	0	NR
465	402	NR	595	880	NR	725	40	NR	855	1	NR	985	0	NR
470	288	NR	600	868	NR	730	34	NR	860	1	NR	990	0	NR
475	226	NR	605	844	NR	735	28	NR	865	1	NR	995	0	NR
480	227	NR	610	814	NR	740	24	NR	870	0	NR	1000	0	NR
485	248	NR	615	771	NR	745	20	NR	875	0	NR			

REPORT NUMBER: SP1-2407-157-8

Scotopic Flux vs. Wavelength



Scotopic Lumens: NR

S/P: 1.66

λ (nm)	Power W [^] /nm	Lumens (ϕ /nm)	λ (nm)	Power W [^] /nm	Lumens (ϕ /nm)	λ (nm)	Power W [^] /nm	Lumens (ϕ /nm)	λ (nm)	Power W [^] /nm	Lumens (ϕ /nm)	λ (nm)	Power W [^] /nm	Lumens (ϕ /nm)
360	0	NR	490	289	NR	620	725	NR	750	17	NR	880	0	NR
365	0	NR	495	351	NR	625	673	NR	755	15	NR	885	0	NR
370	0	NR	500	414	NR	630	619	NR	760	13	NR	890	0	NR
375	0	NR	505	470	NR	635	562	NR	765	11	NR	895	0	NR
380	0	NR	510	513	NR	640	506	NR	770	9	NR	900	0	NR
385	0	NR	515	546	NR	645	452	NR	775	8	NR	905	0	NR
390	0	NR	520	571	NR	650	400	NR	780	7	NR	910	0	NR
395	1	NR	525	592	NR	655	352	NR	785	6	NR	915	0	NR
400	3	NR	530	606	NR	660	307	NR	790	5	NR	920	0	NR
405	6	NR	535	624	NR	665	267	NR	795	4	NR	925	0	NR
410	12	NR	540	642	NR	670	231	NR	800	4	NR	930	0	NR
415	22	NR	545	663	NR	675	199	NR	805	3	NR	935	0	NR
420	44	NR	550	686	NR	680	171	NR	810	3	NR	940	0	NR
425	83	NR	555	713	NR	685	146	NR	815	2	NR	945	0	NR
430	150	NR	560	745	NR	690	125	NR	820	2	NR	950	0	NR
435	267	NR	565	774	NR	695	106	NR	825	2	NR	955	0	NR
440	466	NR	570	806	NR	700	90	NR	830	1	NR	960	0	NR
445	804	NR	575	835	NR	705	76	NR	835	1	NR	965	0	NR
450	1000	NR	580	858	NR	710	65	NR	840	1	NR	970	0	NR
455	715	NR	585	875	NR	715	55	NR	845	1	NR	975	0	NR
460	492	NR	590	884	NR	720	47	NR	850	1	NR	980	0	NR
465	402	NR	595	880	NR	725	40	NR	855	1	NR	985	0	NR
470	288	NR	600	868	NR	730	34	NR	860	1	NR	990	0	NR
475	226	NR	605	844	NR	735	28	NR	865	1	NR	995	0	NR
480	227	NR	610	814	NR	740	24	NR	870	0	NR	1000	0	NR
485	248	NR	615	771	NR	745	20	NR	875	0	NR			

REPORT NUMBER: SP1-2407-157-8

Melanopic Flux vs. Wavelength



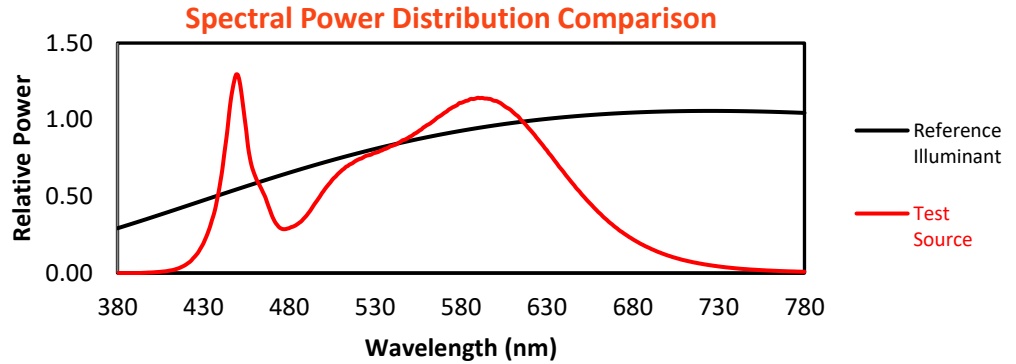
Melanopic Lumens: NR

M/P: 3.37

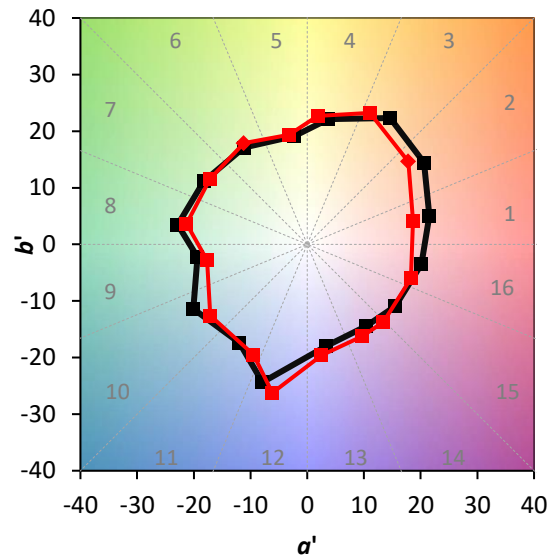
λ (nm)	Power W [^] /nm	Lumens (φ/nm)	λ (nm)	Power W [^] /nm	Lumens (φ/nm)	λ (nm)	Power W [^] /nm	Lumens (φ/nm)	λ (nm)	Power W [^] /nm	Lumens (φ/nm)	λ (nm)	Power W [^] /nm	Lumens (φ/nm)
360	0	NR	490	289	NR	620	725	NR	750	17	NR	880	0	NR
365	0	NR	495	351	NR	625	673	NR	755	15	NR	885	0	NR
370	0	NR	500	414	NR	630	619	NR	760	13	NR	890	0	NR
375	0	NR	505	470	NR	635	562	NR	765	11	NR	895	0	NR
380	0	NR	510	513	NR	640	506	NR	770	9	NR	900	0	NR
385	0	NR	515	546	NR	645	452	NR	775	8	NR	905	0	NR
390	0	NR	520	571	NR	650	400	NR	780	7	NR	910	0	NR
395	1	NR	525	592	NR	655	352	NR	785	6	NR	915	0	NR
400	3	NR	530	606	NR	660	307	NR	790	5	NR	920	0	NR
405	6	NR	535	624	NR	665	267	NR	795	4	NR	925	0	NR
410	12	NR	540	642	NR	670	231	NR	800	4	NR	930	0	NR
415	22	NR	545	663	NR	675	199	NR	805	3	NR	935	0	NR
420	44	NR	550	686	NR	680	171	NR	810	3	NR	940	0	NR
425	83	NR	555	713	NR	685	146	NR	815	2	NR	945	0	NR
430	150	NR	560	745	NR	690	125	NR	820	2	NR	950	0	NR
435	267	NR	565	774	NR	695	106	NR	825	2	NR	955	0	NR
440	466	NR	570	806	NR	700	90	NR	830	1	NR	960	0	NR
445	804	NR	575	835	NR	705	76	NR	835	1	NR	965	0	NR
450	1000	NR	580	858	NR	710	65	NR	840	1	NR	970	0	NR
455	715	NR	585	875	NR	715	55	NR	845	1	NR	975	0	NR
460	492	NR	590	884	NR	720	47	NR	850	1	NR	980	0	NR
465	402	NR	595	880	NR	725	40	NR	855	1	NR	985	0	NR
470	288	NR	600	868	NR	730	34	NR	860	1	NR	990	0	NR
475	226	NR	605	844	NR	735	28	NR	865	1	NR	995	0	NR
480	227	NR	610	814	NR	740	24	NR	870	0	NR	1000	0	NR
485	248	NR	615	771	NR	745	20	NR	875	0	NR			

Summary

$R_f = 82.6$
 $R_g = 95.1$
 CIE $R_a = 80.6$
 $R_9 = -5.8$



Color Vector Graphics



Individual Sample Fidelity Index ($R_{f,i}$)

CES01 = 85	CES26 = 79	CES51 = 94	CES76 = 72
CES02 = 61	CES27 = 93	CES52 = 94	CES77 = 82
CES03 = 31	CES28 = 90	CES53 = 88	CES78 = 71
CES04 = 69	CES29 = 83	CES54 = 89	CES79 = 91
CES05 = 48	CES30 = 95	CES55 = 88	CES80 = 88
CES06 = 50	CES31 = 86	CES56 = 84	CES81 = 80
CES07 = 40	CES32 = 78	CES57 = 84	CES82 = 95
CES08 = 39	CES33 = 90	CES58 = 84	CES83 = 95
CES09 = 29	CES34 = 85	CES59 = 90	CES84 = 90
CES10 = 74	CES35 = 92	CES60 = 91	CES85 = 78
CES11 = 57	CES36 = 85	CES61 = 87	CES86 = 73
CES12 = 63	CES37 = 91	CES62 = 87	CES87 = 83
CES13 = 42	CES38 = 95	CES63 = 84	CES88 = 86
CES14 = 74	CES39 = 98	CES64 = 78	CES89 = 76
CES15 = 71	CES40 = 94	CES65 = 75	CES90 = 87
CES16 = 46	CES41 = 98	CES66 = 75	CES91 = 72
CES17 = 49	CES42 = 92	CES67 = 73	CES92 = 62
CES18 = 56	CES43 = 88	CES68 = 77	CES93 = 78
CES19 = 71	CES44 = 99	CES69 = 82	CES94 = 60
CES20 = 65	CES45 = 93	CES70 = 72	CES95 = 70
CES21 = 86	CES46 = 90	CES71 = 67	CES96 = 82
CES22 = 78	CES47 = 95	CES72 = 89	CES97 = 90
CES23 = 91	CES48 = 84	CES73 = 65	CES98 = 84
CES24 = 90	CES49 = 89	CES74 = 93	CES99 = 73
CES25 = 71	CES50 = 94	CES75 = 69	



Color Rendition by Hue-Angle Bin



Measure Comparisons



(END OF REPORT)